

Band Saw Safety Rules


Safety Rule #1

- Keep all guards in place.




Safety Rule #2

- Adjust the blade guards to within 1/8" to 1/4" of the stock.



Safety Rule #2 - Continued

- Blade guards that are over 1/4 inch above the work will lead to accidents and reduces the accuracy of your cut.




Safety Rule #3

- Maintain the stock flat on the table.



Safety Rule #3 - Continued

- Never hold the stock 'above' the table, the material must remain flat on the table surface at all times.



Safety Rule #4

- Don't cut round stock on the band saw.
- The round stock may roll into the blade causing an accident.
- Only the instructor should perform this task while using a miter gauge.



Safety Rule #5

- Concentrate your attention on the job at hand.



Safety Rule #5 - Continued

- Do not interrupt others while using power equipment.
- Stay focused until the blade has stopped moving.



Safety Rule #6

- Never leave the machine operating while unattended.



Safety Rule #7

- Keep the work area clean.



Safety Rule #7 - Continued

- Scrap wood or tools on the floor or the bandsaw table will lead to accidents and injuries.



Safety Rule #8

- If the blade comes out of the guides or breaks, stop the machine immediately by turning off the power.
- Do not open the access door to the machine until the wheels have come to a complete stop and you unplug the unit.
- Have the instructor reposition or install a new blade.



Safety Rule #9

- Do not reach across the saw line.




Safety Rule #10

- Never back material out of a cut until power has been turned off and the motion of the blade has stopped.




Safety Rule #11

- Always use a push stick when sawing small stock.




Safety Rule #12

- Do not hold the stock in line with the saw blade.




Safety Rule #12 - Continued

- Hold the stock to the sides of the cutting line.




Safety Rule #13

- Keep your hands and fingers three (3) inches from the side of the blade.



Safety Rule #13 - Continued

- Remember to keep your hands clear of the table insert.



Safety Rule #14

- Use 'relief cuts' on tight curves to avoid breaking the blade.



Summary

- Follow the safety rules.
- Use the band saw and other laboratory tools only for their intended purpose.
- Follow the directions and safety guidelines as listed by the machine's manufacturer.